



Hazel Wood
High School

Respect Responsibility Aspiration

How Home Can Help with Mock Exam Preparation Y10



Part of the

Oak



Learning Partnership

Key Exam Information and contacts

Core Directors

Role	Staff name	Email
Director of Maths	Jess Metcalfe	Metcalfe.j@hazelwood.oaklp.co.uk
Director of English	Helen Hardy	Hardy.h@hazelwood.aoklp.co.uk
Director of Science	Claire Mackenzie	Mackenzie.c@hazelwood.oaklp.co.uk

Year 10 contacts which may be useful.

Role	Staff name	Email
Pastoral Year Lead	Debbie Gibbs	Gibbs.d@hazelwood.oaklp.co.uk
Assistant Headteacher	Taz Patel	Patel.t@hazelwood.oaklp.co.uk
Careers Advisor	Kevin Welch	careers@hazelwood.oaklp.co.uk

Mock Examinations for Y10

Mock examinations period will take place between **23.11.23-1.12.23**. This will give the school an opportunity to assess your child in examined subjects. This will form part of a deeper analysis which will lead to tiered interventions in class.

Subject	Exam Board
Maths	Edexcel
English	AQA
Science	AQA
History	Edexcel
Geography	AQA
Religious Studies	AQA
Spanish	AQA

Key dates for your diary

Key dates	What it is
WB 23.11.23-1.12.23	Y10 Mocks for all examined subjects
21.12.23	Y10 Progress Report 1 sent home to parents
17.1.24	Y10 Parents Evening face to face
WB 3.6.24-14.6.24	Y10 End of Year Mock Exams for all subjects
12.7.24	Y10 Progress Report 2 sent home to parents



Hazel Wood
High School

Respect Responsibility Aspiration

Maths Support



Part of the

Oak



Learning Partnership

Year 10 Revision

You have been given:

- A checklist of what to revise for your tier of entry which is in the table on page 6/7.
- A JustMaths login

Using JustMaths to revise

The log in details are as follows:

Username: HazelStudent


Password: Hazel

To log into JustMaths, follow these instructions:

1. Go to the website <https://online.justmaths.co.uk>
2. Type "**HazelStudent**" for username and "**Hazel**" for password

JustMaths

JustMaths Online Contact Us - Log In - 🔍



Once you have logged in, you will find a whole of host of support for the 9-1 Mathematics GCSE, focusing on the crossover topics for both higher and foundation tiers. Not part of the JustMaths family? [Click here to find out how to join!](#)

- If you are a student, you will be able to print out the worksheets to work on alongside watching the tutorials. You will also find the worksheet solutions.
- If you are a teacher, you will also find the tutorials, worksheets, and worksheet solutions along with exam papers by topics, again with solutions and a comprehensive set of fabulous lesson resources and don't forget to check out the "extras" in the teacher toolkit where you will find a host of other useful stuff too.

Username

Password

Login


Latest from the JustMaths Team:

> 30th Jan 23 -> Feb
Higher Maths Calendar
May 8, 2022

3. You will see this screen. Click "lessons"

JustMaths

Lessons R.A.G. Exam Solutions Key Skills Challenges Contact Us - Log Out - 🔍



Once you have logged in, you will find a whole of host of support for the 9-1 Mathematics GCSE, focusing on the crossover topics for both higher and foundation tiers. Not part of the JustMaths family? [Click here to find out how to join!](#)

- If you are a student, you will be able to print out the worksheets to work on alongside watching the tutorials. You will also find the worksheet solutions.
- If you are a teacher, you will also find the tutorials, worksheets, and worksheet solutions along with exam papers by topics, again with solutions and a comprehensive set of fabulous lesson resources and don't forget to check out the "extras" in the teacher toolkit where you will find a host of other useful stuff too.

Howdy, HazelStudent |
Logout

Latest from the JustMaths Team:

> 30th Jan 23 -> Feb
Higher Maths Calendar
May 8, 2022

4. You will see this screen. Click on the lessons that you need to revise



Lessons R.A.G. Exam Solutions Key Skills Challenges Contact Us - Log Out -

We like to keep things simple so all you have to do is print out the worksheets (link under the video) to work on alongside watching the main videos or if you're looking for a quick reminder watch the "quick hint" videos.

We suggest that the topics are followed in this order ... simple, now get started!

01 Two-Way Tables	02 Frequency Trees	03 Rounding + Error Intervals	04 Estimation	05 Use of Calculator	06 Product of Prime Factors
07 HCF + LCM	08 Real Life Multiples	09 Fractions 1	10 Fractions 2	11 Ratio 1	12 Ratio 2
13 Direct Proportion	14 Proportion – Best Value	15 Proportions – Recipes	16 Proportion – Exchange Rates	17 Inverse Proportion	18 Percentages 1

Other useful websites

- <https://mathsgenie.co.uk> – allows you to revise topics that are organised by grade.
- <https://www.onmaths.com> – allows you to do past papers and have feedback on them.

Below are two tables one for Higher Tier and one for Foundation Tier which will support your child in preparing for the Y10 mock exam.

Foundation Tier Maths Topics	Subtopics
Unit 1: Numbers, Powers, Roots and Rounding	1a. Integers and Place Value
	1b. Decimals
	1c. Indices, powers and roots
	1d. Factors, multiples and primes
Unit 2: Fractions, Decimals and Percentages	2a. Fractions
	2b/c. Percentages
	2d. Fractions, decimals and percentages
Unit 3: Drawing and Interpreting Tables and Graphs	Time & timetables
	Tables (data collection)
	Questionnaires
	Pictograms
	Line Graphs
	Bar Charts
	Stem & Leaf

Higher Tier Maths Topics	Subtopics
Unit 1: Two Way Tables	
Unit 2: Frequency Trees	
Unit 3: Rounding and Error Intervals	
Unit 4: Estimation	
Unit 5: Use of a Calculator	
Unit 6/7: Product of Primes/HCF/LCM	Product of Prime Factors
	Highest Common Factor
	Lowest Common Multiple
Unit 8: Real Life Multiples	
Unit 9/10: Fractions	
Unit 11/12: Ratio	
Unit 13: Direct Proportion	
Unit 14/15/16: Proportion	
Unit 17: Inverse Proportion	
Unit 18/19: Percentages	
Unit 20/21: Interest Growth and Decay	
Unit 22: Reverse Percentages	
Unit 23: Index Laws	



Hazel Wood
High School

Respect Responsibility Aspiration

English Support



Part of the

Oak



Learning Partnership

Year 10 Revision

You have been given:

- An overview of the English Language and the English Literature content for each exam (information is included below).
- Guidance about how to improve and revise SPaG skills.
- Guidance about how to approach language analysis questions.
- Key Quotations for ***A Christmas Carol***.

Year 10 Mocks

- Our first series of mock exams will test the skills students have been working on in class.
- The English Language mock examination will focus on information retrieval and language analysis questions. It will also include a creative writing task.
- The English Literature examination will just feature one question requiring an essay style response about ***A Christmas Carol***.

REVISING FOR ENGLISH LANGUAGE

Paper 1	What's assessed?	Questions
Section A: Reading <ul style="list-style-type: none">• one literature fiction text Section B: Writing <ul style="list-style-type: none">• descriptive or narrative writing	Written Exam: <ul style="list-style-type: none">• 1 hour 45 minutes• 80 marks• 50% of GCSE	Reading (40 marks) (25%) – one single text <ul style="list-style-type: none">• 1 short form question (1 x 4 marks)• 2 longer form questions (2 x 8 marks)• 1 extended question (1 x 20 marks) Writing (40 marks) (25%) 1 extended writing question (24 marks for content, 16 marks for technical accuracy)
Paper 2	What's assessed?	Questions
Section A: Reading <ul style="list-style-type: none">• one non-fiction text• one literary non-fiction text Section B: Writing <ul style="list-style-type: none">• writing to present a viewpoint	Written Exam: <ul style="list-style-type: none">• 1 hour 45 minutes• 80 marks• 50% of GCSE	Reading (40 marks) (25%) – two linked texts <ul style="list-style-type: none">• 1 short form question (1 x 4 marks)• 2 longer form questions (1 x 8, 1 x 12 marks)• 1 extended question (1 x 16 marks) Writing (40 marks) (25%) 1 extended writing question (24 marks for content, 16 marks for technical accuracy)

- 1) Read widely- both fiction and non-fiction. We recommend reading the news at least once a week and discussing this to help improve our awareness of the world around us and to provide us with ideas we can include in our own writing.
- 2) Prepare several possible stories/narratives. We do not know what you will be asked to write about it the exam but being prepared with a few possible events to write about is a good idea.
- 3) Refer to all targets given by your teacher regarding spelling, punctuation, and grammar. You must be able to write with technical accuracy.
- 4) Use the practice papers you have been given and those available online at www.aqa.org.uk


REVISING FOR ENGLISH LITERATURE

Paper 1	What's assessed?	Questions
Paper 2	What's assessed?	Questions

<ul style="list-style-type: none"> • Shakespeare • The 19th Century Novel 	Written Exam: <ul style="list-style-type: none"> • 1 hour 45 minutes • 64 marks • 40% of GCSE 	Section A Shakespeare: students will answer one question on their play of choice. They will be required to write in detail about an extract from the play and then to write about the play as a whole. Section B The 19th-century novel: students will answer one question on their novel of choice. They will be required to write in detail about an extract from the novel and then to write about the novel as a whole.
<ul style="list-style-type: none"> • Modern prose or Drama Text • Poetry Anthology • Unseen Poetry 	Written Exam: <ul style="list-style-type: none"> • 2 hour 15 minutes • 96 marks • 60% of GCSE 	Section A Modern texts: students will answer one essay question from a choice of two on their studied modern prose or drama text. Section B Poetry: students will answer one comparative question on one named poem printed on the paper and one other poem from their chosen anthology cluster. Section C Unseen poetry: Students will answer one question on one unseen poem and one question comparing this poem with a second unseen poem.

- 1) Know the texts! Read each text at least three times before the exam. Watch the films, watch the plays, listen to the audio books. You can only write about the story if you know the story well.
- 2) Learn the key quotations and create revision cue cards for each quotation.

For each set text, we have selected useful quotations to learn off by heart.

 <u>A Christmas Carol</u> KEY QUOTATIONS	
'secret, and self-contained, and solitary as an oyster.'	'Where angels might have sat enthroned, devils lurked, and glared out menacing.'
'Are there no prisons? Are there no workhouses?'	'I would like to be able to say a word or two to my clerk right now.'
'I can't afford to make idle people merry... If they would rather die, they had better do it, and decrease the surplus population.'	'I am as light as a feather... I am as merry as a school boy.'
'I wear the chain I forged in life...I made it link by link, and yard by yard; I girded it on of my own free will.'	'I'll raise your salary, and endeavour to assist your struggling family...Bob!'
'Hard and sharp as flint, from which no steel had ever struck out generous fire.'	'Yellow, meagre, ragged, scowling, wolfish...'

- 3) Prepare your cue cards with the quotation on one side and a quotation on the reverse. This will allow you to revise information needed to gain marks for all three English Literature Assessment Objectives in the exam.

Assessment Objectives

AO1- Know and understand the story.

AO2- Be able to analyse language, structure, and form.

AO3- Understand why the relationship between text and context is important.

The back of your cue card should look something like this:

GCSE English Literature

Quotation Explosions
3/6/9

From Stave 1 – when we are first introduced to Scrooge.

Describes Scrooge in a negative way before we meet him.

Theme of isolation- Scrooge is an outsider in society –

emphasised later by 'nobody ever stopped him in the street to say, with gladsome looks, "My dear Scrooge, how are

you?
Oak
Learning Partnership

Sibilance- repeated S sounds- emphasise the quietness 'shhhh'

'secret, and self-contained, and solitary as an oyster.'

Could Scrooge be lonely?

Victorians believed pearls were a sign of purity linking with the redemption of Scrooge throughout the novella

Scrooge is quite isolated and introverted.

Scrooge doesn't share any details about his life.

Oysters have hard exteriors but often contain a pearl hidden within

Simile



Hazel Wood
High School

One of the most popular Victorian dishes with the lower class was oyster pie. By the mid 19th century oysters were fished on a massive scale. In the year 1864, over 700 million oysters were consumed in London alone; and oyster fisheries employed around 120,000 people across the UK.

List of three

Solitary means alone



Useful websites

We are aware that there are several experts online offering both paid and free revision opportunities. In 2022, one online tutor provided students with a story they could use in their first English Language exam. Unfortunately, the plot was taken from a well-known media reference and this (alongside the fact that thousands of students produced the same story) meant that it was penalised by markers for its lack of original content.

We have found the following YouTube experts to be reliable with the information they provide:

- Mr Bruff
- Stacey Reay
- Mr Salles

Revision Websites | GCSE English Language and GCSE English Literature

1. The British Library

<https://www.bl.uk/>

This is your go-to site in terms of really good, challenging content for English Literature. As a starting point, Google 'British Library + Macbeth' or 'British Library + An Inspector Calls' – you get the idea.

2. BBC Bitesize

<https://www.bbc.co.uk/bitesize/examspecs/zxqncwx>

There's lots here to consolidate your knowledge. There are separate areas for both English Literature and English Language. All aspects of the qualifications are covered.

3. Sparknotes

<https://www.sparknotes.com/>

A similar(ish) website to BBC Bitesize. You'll find notes on most of the English Literature texts, plus quizzes to test your knowledge.

4. Cliffs Notes

<https://www.cliffsnotes.com/>

There's plenty here to help you revise the core English Literature texts – chapter summaries, character overviews, quizzes and essay questions.

5. AQA

<https://www.aqa.org.uk/subjects/english/gcse>

You can find past papers, mark schemes and exam reports. Look for the 'assessment resources' area and go from there.

